


























Accessories

Category	Description	Parts no	Parts no	Illustration	
Colour Lens (Acrylic resin)	Round	CONCAVE	<input type="checkbox"/> blue <input type="checkbox"/> green <input type="checkbox"/> orange <input type="checkbox"/> red <input type="checkbox"/> white <input type="checkbox"/> yellow	50-001-01 50-001-02 50-001-03 50-001-04 50-001-05 50-001-06	
	Rectangular	CONCAVE	<input type="checkbox"/> blue <input type="checkbox"/> green <input type="checkbox"/> orange <input type="checkbox"/> red <input type="checkbox"/> white <input type="checkbox"/> yellow	50-002-01 50-002-02 50-002-03 50-002-04 50-002-05 50-002-06	
	Square	CONCAVE	<input type="checkbox"/> blue <input type="checkbox"/> green <input type="checkbox"/> orange <input type="checkbox"/> red <input type="checkbox"/> white <input type="checkbox"/> yellow	50-003-01 50-003-02 50-003-03 50-003-04 50-003-05 50-003-06	
	Mushroom head	Opaque	<input type="checkbox"/> green <input type="checkbox"/> red	50-012-01 50-012-02	
	Round	Flat	<input type="checkbox"/> blue <input type="checkbox"/> green <input type="checkbox"/> orange <input type="checkbox"/> red <input type="checkbox"/> white <input type="checkbox"/> yellow	50-001-11 50-001-12 50-001-13 50-001-14 50-001-15 50-001-16	
	Rectangular	Flat	<input type="checkbox"/> blue <input type="checkbox"/> green <input type="checkbox"/> orange <input type="checkbox"/> red <input type="checkbox"/> white <input type="checkbox"/> yellow	50-002-11 50-002-12 50-002-13 50-002-14 50-002-15 50-002-16	
	Square	Flat	<input type="checkbox"/> blue <input type="checkbox"/> green <input type="checkbox"/> orange <input type="checkbox"/> red <input type="checkbox"/> white <input type="checkbox"/> yellow	50-003-11 50-003-12 50-003-13 50-003-14 50-003-15 50-003-16	
	Mushroom head	Transparent	<input type="checkbox"/> green <input type="checkbox"/> red	50-012-11 50-012-12	
Lamp	Incandescent	6 V AC/DC	200 mA	50-004-02	
		14 V AC/DC	80 mA	50-004-04	
		28 V AC/DC	40 mA	50-004-05	
		48 V AC/DC	25 mA	50-004-06	
		60 V AC/DC	20 mA	50-004-07	
		33 V AC/DC	35 mA	50-004-08	
		14 V AC/DC	40 mA	50-004-03	
		6 V AC/DC	40 mA	50-004-01	
	Neon	110 V AC	green	50-004-11	
		220 V AC	red	50-004-12	
LED	6 V DC	green	50-004-16		
		red	50-004-17		
		yellow	50-004-18		
	12 V DC	green	50-004-19		
		red	50-004-20		
	24 V DC	yellow	50-004-21		
green		50-004-22			
		red	50-004-23		
		yellow	50-004-24		

Accessories

Category	Description	Parts No	Illustration
Lamp Extractor	Removing lamp tool	50-005-01	
Blanking Plate Block	PVC stopper to stuff the superfluous hole of the panel board	50-013-01	
Connector	Insulation Socket 2.8 × 0.5 mm	50-014-01	
PCB Socket Mounting	Socket insert into PCB board is available for socket type pushbutton switch installation	50-015-01	
Mounting Wrench	Use this for tightening the switch in the mounting hole	50-006-01	
Lens Removing	Use this for replaced the fitting color lens	50-007-01	
Spray Cover	Meets requirement of IP65, two pieces of transparent plastic, rectangular head	50-010-01	
Protection Cap	To avoid faulty operation, housing for locking, transparent For square head (90 °) For square head (180 °) For rectangular head (90 °) For rectangular head (180 °)	50-011-01 50-011-11 50-011-02 50-011-12	



















Accessories

Category	Shape	Color	Parts No	Illustration	Category	Shape	Color	Parts No	Illustration
ADA16 Rectangular Lens	Standard (Concave)	blue	60-002-01		ADA16 Rectangular Lens (For Neon Lamp)	Standard (Concave)	blue	60-002-011	
		green	60-002-02				green	60-002-021	
		orange	60-002-03				orange	60-002-031	
		red	60-002-04				red	60-002-041	
		white	60-002-05				white	60-002-051	
		yellow	60-002-06				yellow	60-002-061	
	Full Cover (Flat)	blue	60-002-21			Full Cover (Flat)	blue	60-002-211	
		green	60-002-22				green	60-002-221	
		orange	60-002-23				orange	60-002-231	
		red	60-002-24				red	60-002-241	
		white	60-002-25				white	60-002-251	
		yellow	60-002-26				yellow	60-002-261	
	Indicator (Flat)	blue	60-002-11			Indicator (Flat)	blue	60-002-111	
		green	60-002-12				green	60-002-121	
		orange	60-002-13				orange	60-002-131	
		red	60-002-14				red	60-002-141	
		white	60-002-15				white	60-002-151	
		yellow	60-002-16				yellow	60-002-161	
ADA16 Square Lens	Standard (Concave)	blue	60-003-01		ADA16 Square Lens (For Neon Lamp)	Standard (Concave)	blue	60-003-011	
		green	60-003-02				green	60-003-021	
		orange	60-003-03				orange	60-003-031	
		red	60-003-04				red	60-003-041	
		white	60-003-05				white	60-003-051	
		yellow	60-003-06				yellow	60-003-061	
	Full Cover (Flat)	blue	60-003-21			Full Cover (Flat)	blue	60-003-211	
		green	60-003-22				green	60-003-221	
		orange	60-003-23				orange	60-003-231	
		red	60-003-24				red	60-003-241	
		white	60-003-25				white	60-003-251	
		yellow	60-003-26				yellow	60-003-261	
	Indicator (Flat)	blue	60-003-11			Indicator (Flat)	blue	60-003-111	
		green	60-003-12				green	60-003-121	
		orange	60-003-13				orange	60-003-131	
		red	60-003-14				red	60-003-141	
		white	60-003-15				white	60-003-151	
		yellow	60-003-16				yellow	60-003-161	

Accessories

Category	Shape	Color	Parts No	Illustration	Category	Shape	Color	Parts No	Illustration			
ADA16 Round Lens	Standard (Concave)	blue	60-001-01		ADA16 Round Lens (For Neon Lamp)	Standard (Concave)	blue	60-001-011				
		green	60-001-02				green	60-001-021				
		orange	60-001-03				orange	60-001-031				
		red	60-001-04				red	60-001-041				
		white	60-001-05				white	60-001-051				
		yellow	60-001-06				yellow	60-001-061				
	Indicator (Flat)	blue	60-001-11			Indicator (Flat)	blue	60-001-111				
		green	60-001-12				green	60-001-121				
		orange	60-001-13				orange	60-001-131				
		red	60-001-14				red	60-001-141				
		white	60-001-15				white	60-001-151				
		yellow	60-001-16				yellow	60-001-161				
ADA16 □ 24 Lens	Full Edged Protection (Flat)	blue	60-017-11		ADA16 □ 24 Lens (For Neon Lamp)	Full Edged Protection (Flat)	blue	60-017-111				
		green	60-017-12				green	60-017-121				
		orange	60-017-13				orange	60-017-131				
		red	60-017-14				red	60-017-141				
		white	60-017-15				white	60-017-151				
		yellow	60-017-16				yellow	60-017-161				
ADA16C/ ADD16C/ ADP16C Lever	Standard	blue	60-016-11			Lamps	Incandescent (AC/AD)	6V 40mA		50-004-01		
		green	60-016-12					6V 200mA		50-004-02		
		red	60-016-14					14V 40mA		50-004-03		
			white					60-016-15		14V 80mA		50-004-04
								60-016-16		28V 40mA		50-004-05
		For Rectangular /Square Type	black					60-016-17		48V 25mA		50-004-06
					blue			60-016-21	60V 20mA	50-004-07		
	60-016-22			33V 35mA				50-004-08				
	green		60-016-24	110V green	50-004-11							
			red	60-016-25	110V red			50-004-12				
				60-016-26	220V green			50-004-13				
			60-016-27	220V red	50-004-14							
	LED (DC)	6V green	50-004-16									
		6V red	50-004-17									
6V yellow		50-004-18										
12V green		50-004-19										
12V red		50-004-20										
12V yellow		50-004-21										
24V green	50-004-22											
24V red	50-004-23											
24V yellow	50-004-24											

Accessories

Category	Description	Parts No	Illustration	Category	Description	Parts No	Illustration	
ADA16K ADD16K ADP16K Spare Key	Standard	60-024-01		ADA16E Yellow Legend Plate	Emergency stop Identity plate In English	60-025-01		
	Custom	NO. 002			60-024-02	Emergency stop Identity plate In German	60-025-02	
		NO. 003			60-024-03			
		NO. 004			60-024-04			
		NO. 005			60-024-05			
		NO. 006			60-024-06			
ADA16 PCB Socket Mounting	Socket insert into PCB board is available for socket type	60-015-01		Flange Type Front Bezel	Square 24 X 24	60-018-07		
ADD16/ADP16 PCB Socket Mounting	Socket insert into PCB board is available for socket type	50-015-01		ADP16C Flush Mounted Type Square Bezel	Panel thickness 0.5-5mm	60-028-07		
Lamp Extractor	Removing lamp tool	50-016		ADA16S Flush Mounted Type Rectangular Bezel	Panel thickness 0.5-5mm	60-022-07		
Blanking Plate Block	PVC stopper to stuff the superfluous hole of the panel board	50-013-01			Panel thickness 3-7mm	60-022-17		
Connector	Insulation Socket 2.8X0.5mm	50-014-01			Panel thickness 6-10mm	60-022-27		
Mounting rench	Use this for tightening the switch in the mounting hole	50-006-01			Panel thickness 0.5-5mm	60-023-07		
Mounting rench	Use this for tightening the switch in the mounting hole	BS04-022		ADA16S Flush Mounted Type Square Bezel	Panel thickness 3-7mm	60-023-17		
Lens Removing	Use this for replaced the fitting color lens	50-007-01		Panel thickness 6-10mm	60-023-27			
ADP16 Isolation Cover	Protective Cover	BS05-004		ADA16S Flush Mounted Type Round Bezel	Panel thickness 0.5-5mm	60-021-07		
Fixing Nut	Fixing housing on panel	BS04-018			Panel thickness 3-10mm	60-021-17		
Lamp Fixing	Fixing lamp tool	60-026-01	