FILE: ZB02/

REV	CONTENT	CHK	DATE
V0.0	CONTENT	CXL	14.11.06

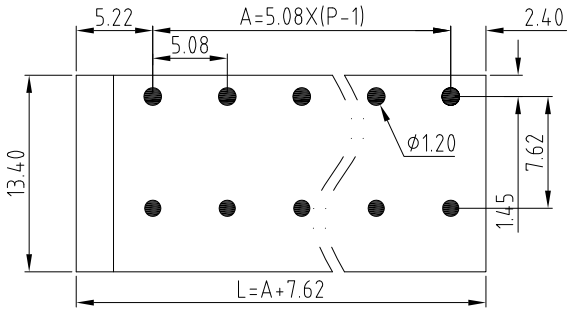

● FOR PIN

P.C.B LAYOUT



NOTES:

1. Rating: 300V 10A;
2. Insulation Withstands Voltage: AC1600V / MIN;
3. Insulation Resistance: 500MΩ or more at DC500V;
4. Using Temperature Range: -40℃ / +105℃;
5. Suitable Electric Wire: 22-14 AWG
6. insulation stripping length: 7 mm.
7. RoHS compliance
8. "★" the important dimension.

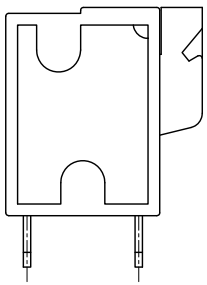

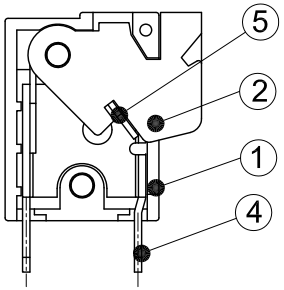

SECTION A-A

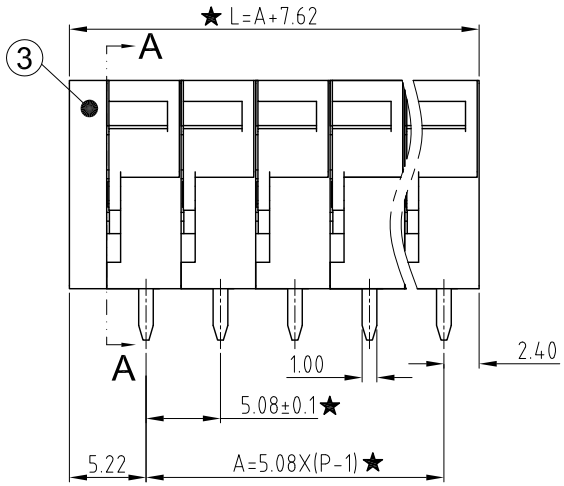

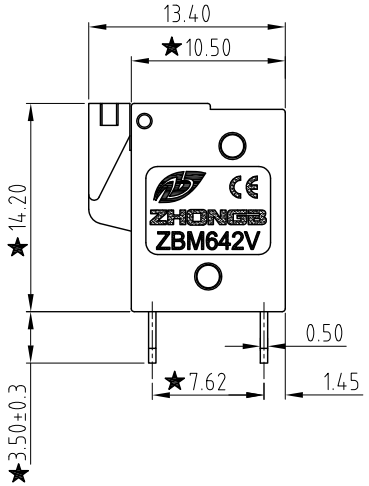

DIM \ P	2	3	4	5	6	7	8	9	10	11	12	13	14	15	16	17	18	19	20	21	22	23	24
L	12.70	17.78	22.86	27.94	33.02	38.10	43.18	48.26	53.34	58.42	63.50	68.58	73.66	78.74	83.82	88.90	93.98	99.06	104.14	109.22	114.30	119.38	124.46
A	5.08	10.16	15.24	20.32	25.40	30.48	35.56	40.64	45.72	50.80	55.88	60.96	66.04	71.12	76.20	81.28	86.36	91.44	96.52	101.60	106.68	111.76	116.84

Total Pitch Tolerances in mm									Nominal dimension range in mm									⊥		≒	—	//	
over 0 to 30	over 30 to 53	over 53 to 70	over 70 to 90	over 90 to 115	over 115 to 150	over 150 to 250	over 250 to 350	over 350 to 500	over 0 to 30	over 30 to 53	over 53 to 70	over 70 to 90	over 90 to 115	over 115 to 150	over 150 to 200	over 200 to 250	over 250 to 320	over 0 to 10	over 10	all	over 0 to 100	over 100 to 150	over 150
±0.18	±0.20	±0.25	±0.3	±0.35	±0.44	±0.60	±0.70	±0.85	±0.20	±0.25	±0.30	±0.35	±0.44	±0.55	±0.70	±0.80	±0.90	0.2	0.3	0.3	0.2	0.3	0.5

ITEM	NAME OF PART	NO. OF PART	Q"TY	MATERIAL	NOTE
5	SPRING COIL	ZM642B0003	P	STAINLESS	
4	SOLDER PIN	ZM642B0001	P	BRASS	Sn Plated
3	END COVER	ZM642A2XXX	1	PA66(UL94V-0)	GREEN
2	LEVER	ZM642A1XXX	P	POM-V2	ORANGE
1	HOUSING	ZM642A0XXX	P	PA66(UL94V-0)	GREEN

DWG.	CXL	DATE	14.10.30	SIZE	A4	UNITS mm	SHEET/OF 1 / 1
CHK.		DATE		SCALE	1 : 1		
APP.		DATE		NAME	ZBM642V-XP-X		
				DWGNO.	ZB-02-ZBM642VXPX		