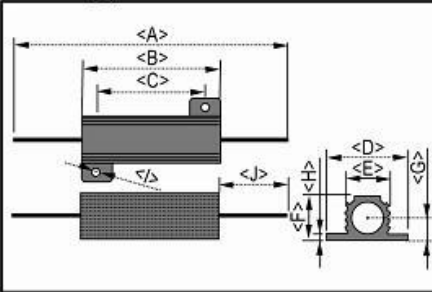
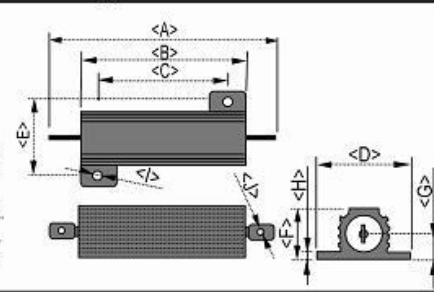


AH 黄金铝壳电阻器 ALUMINUM HOUSE WIRE WOUND RESISTOR

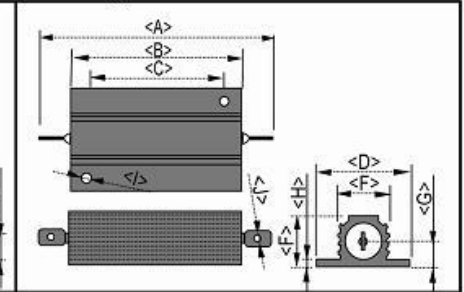
◆ A Type



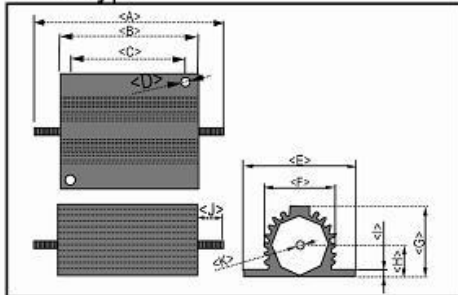
◆ B Type



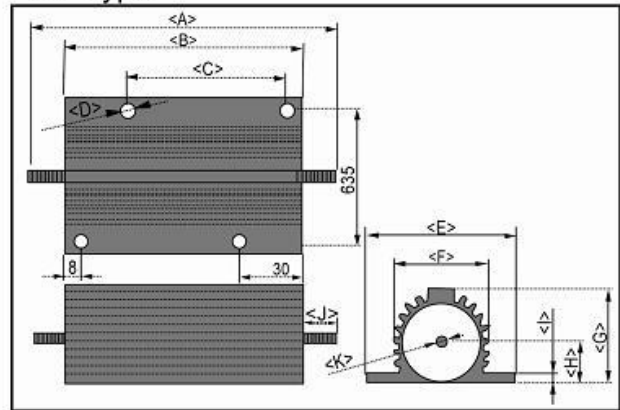
◆ C Type



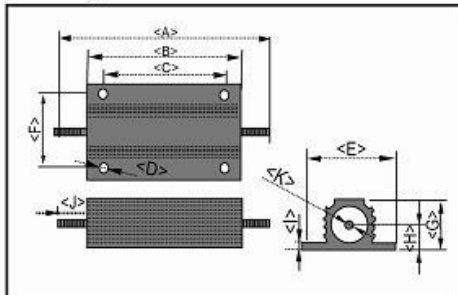
◆ D Type



◆ F Type



◆ E Type



SPECIFICATIONS

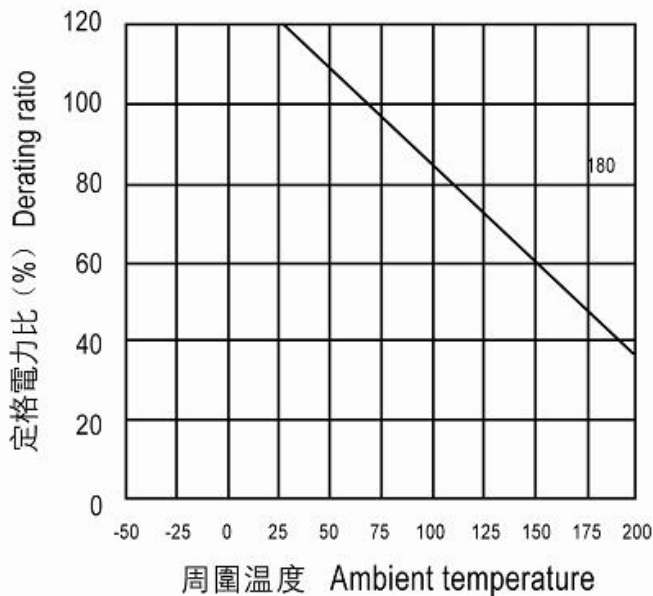
定格电力 (W) Power Rating	尺寸 Dimensions (mm)											型式 Type	电阻值范围(Ω) Resistance Range	备注 Remark
	A±2.5	B±1	C±1	D±0.5	E±1	F±1	G±1	H±0.5	I±0.2	J±1.5	K±0.2			
AH-5W	82	15.3	11.3	16.5	9.4	8	4	1.4	2.2	33	-	A	0.01 ~ 5K	
AH-10W	31.6	18.7	14.3	20.4	16.7	10	5	2	2.2	2.2	-	B	0.01 ~ 10K	
AH-25W	48	27.8	18.6	27.4	20	14.8	7.7	2	3.4	2.2	-	B	0.01 ~ 25K	
AH-50W	70	51	38.5	29.4	22.9	15.8	7.7	2.4	4.2	2.2	-	B	0.01 ~ 50K	
AH-85W	94	75	38.5	29.4	14.4	15.8	7.7	2.4	3.2	2.2	-	C	0.01 ~ 85K	
AHS-100W	98	66	35	4.5	47	36	25	13	3.2	15	M4	E	0.01 ~ 100K	
AH-100W	122	90	69.2	5.2	71.5	45	44	20±1	4.4	16	M6	D	0.01 ~ 100K	
AH-250W	178	114	76	5.2	77	57.8	54.5	25±1	5	32	M6	F	0.01 ~ 100K	

AH 黃金鋁殼電阻器 ALUMINUM HOUSED WIRE WOUND RESISTOR

ELECTRICAL PERFORMANCE

特性 Characteristics	規格值 Limits
阻值和阻值的誤差 Resistance and resistance tolerance	Resistance tolerance ±1% (F) ±5% (J) ±2% (G) ±10% (K)
溫度系數 Temperatuer coefficient	$R < 0.05\Omega \pm 200\text{ppm}/^\circ\text{C}$ $0.05\Omega \leq R < 0.1\Omega \pm 100\text{ppm}/^\circ\text{C}$ $0.1\Omega \leq R < 400\Omega \pm 50\text{ppm}/^\circ\text{C}$ $400\Omega \leq R \pm 30\text{ppm}/^\circ\text{C}$
額定負載 Power rating load	$\Delta R/R \leq \pm(1\% + 0.05\Omega)$
短時間過載 Short-time overload	五倍五秒 $\Delta R/R \leq \pm(0.5\% \pm 0.05\Omega)$
絕緣阻值 Insulation resistance	DC500V 100M Ω mim.
耐電壓 Dielectric withstanding voltage	$\Delta R/R \leq \pm(0.2\% + 0.05\Omega)$ AC2000V 1 mintue

負載減輕曲綫表 Power Derating Curve



表面溫度上升曲綫圖 Temperature Rise Curve

