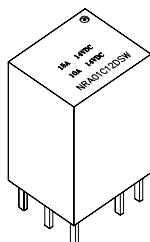


 <p>Industrial & Electrical Components</p>	<h2>Automotive Relay</h2>	<p>Part No. NRA01</p>
---	---------------------------	------------------------------



Switching capacity 15A in small size
 Automobile control box or Alarm system
 Low cost and high performance.
 With or without Dust cover available.

CONTACT

Arrangement	1A,1B,1C / 1SA, 1SB, 1SC
Contact Material	Silver Alloy
Contact Resistance	
(By voltage drop 6V 1A)	Max. 100mΩ
Rating	
Resistive load	15A 14VDC
(Cos.Φ=1)	10A 14VDC
Motor Inrush	
Max. Allowable Voltage	75VDC
Max. Allowable Current	20A
Max. Allowable Power	200W
Service life	
Electrical	1 X 10 ⁵
Machanical	1 X 10 ⁶

CHARACTERISTICS

Operate Time	5ms
Release Time	3ms
Initial breakdown voltage	
Between coil & contact	500VAC for 1 Min.
Between open contacts	500VAC for 1 Min.
Insulation Resistance	Min.100MΩ (500 VDC)
Ambient temperature	-40 ~+85
Humidity	40~85%
Shock	Functional 10G
Resistance	Destruction 100G
Vibration	Functional 10 to 55 Hz D.A. of 2mm
Resistance	Destruction 10 to 55 Hz D.A. of 2mm
Unit weight	9.5g Max.

ORDERING INFORMATION

e.g

NRA - 01 - C - 12D - S

Series: NCR Automotive Relay Series

Part No.

Contact Form: C=1C/O; A = N/O; B= N/C

SC=Dual C/O; SA =Dual N/O; SB= Dual N/C

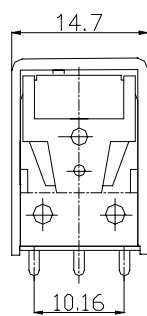
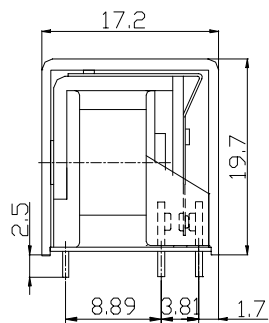
Coil Voltage: 6, 9, 12, 24 dc

S= Sealed type K= Open type (without cover)

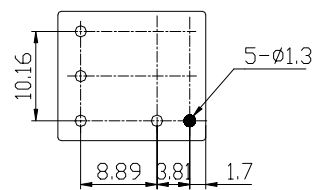
COIL DATA (at 20)

Nominal Voltage (VDC)	Pick-up Voltage VDC(Max)	Drop-out Voltage VDC(Min)	Coil Resistance (Ω) $\pm 10\%$ 1.1W	Max. Allowable Voltage
6	3.90	0.30	28	130% apply to nominal Voltage
9	5.90	0.45	70	
12	7.80	0.60	130	
24	15.6	1.20	520	

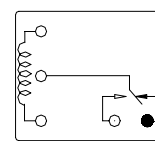
DIMENSIONS (Unit: mm)



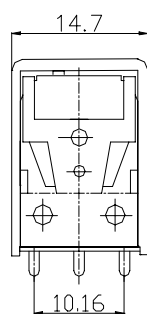
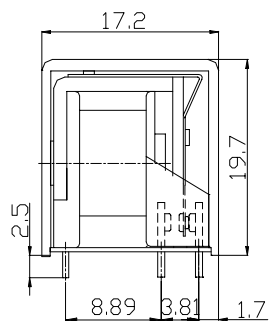
(BOTTOM VIEW)



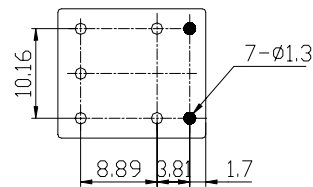
(BOTTOM VIEW)



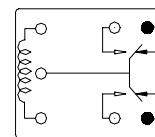
NRA-01-C-xx



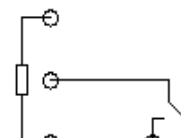
(BOTTOM VIEW)



(BOTTOM VIEW)



NRA-01-SC-xx



NRA-01-A-xx



NRA-01-SA-



Industrial & Electrical Components