

HER301-HER308

塑封高效率整流二极管

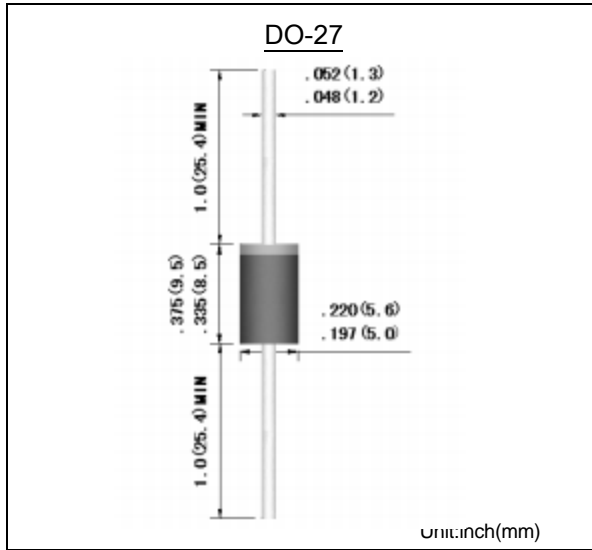
反向电压 50~1000 V

正向电流 3.0 A

Plastic High-Efficiency Rectifiers

Reverse Voltage 50~1000V

Forward Current 3.0 A



特征 Features

- 反向漏电流低 Low reverse leakage
- 正向浪涌承受能力强 High forward surge capability
- 高信赖性 High reliability
- 高温焊接保证
High temperature soldering guaranteed: 260°C/10 秒, 引线长度: 0.375" (9.5mm)
260°C/10 seconds, 9.5mm lead length
- 引线 and 管体皆符合 RoHS 标准
Lead and body according with RoHS standard

机械数据 Mechanical Data

- 封装外形: DO-27 塑封 Case: DO-27 Molded plastic body
- 环氧树脂: UL 易燃等级: 94V-0
Epoxy: UL 94V-0 rate flameretardant
- 引脚: 镀锡, 无铅 Lead: Pure tin plated, lead free

最大值和特性 $T_A = 25^\circ\text{C}$ 除非另有规定。

Maximum Ratings & Characteristics Ratings at 25°C ambient temperature unless otherwise specified.

参数 Parameter	符号 Symbols	HER 301	HER 302	HER 303	HER 304	HER 305	HER 306	HER 307	HER 308	单位 Unit
最大可重复峰值反向电压 Maximum repetitive peak reverse voltage	V_{RRM}	50	100	200	300	400	600	800	1000	V
最大均方根电压 Maximum RMS voltage	V_{RMS}	35	70	140	210	280	420	560	700	V
最大直流阻断电压 Maximum DC blocking voltage	V_{DC}	50	100	200	300	400	600	800	1000	V
最大正向平均整流电流 Maximum average forward rectified current	$I_{F(AV)}$	3.0								A
正向不重复浪涌电流 8.3 ms 单一正弦半波 Non-repetitive peak forward surge current 8.3 ms single half sine-wave	I_{FSM}	150								A
最大正向电压 @ $I_F = 3.0\text{A}$ Maximum forward voltage	V_F	1.0		1.3		1.7			V	
最大反向电流 @ $V_{DC}, T_A = 25^\circ\text{C}$ Maximum reverse current	I_R	10								μA
最大反向恢复时间 $I_F = 0.5\text{A}, I_R = 1.0\text{A}, I_{RR} = 0.25\text{A MAX.}$ reverse recovery time	T_{rr}	50					75			ns
典型热阻 Typical thermal resistance (Note 1)	$R_{\theta JA}$	25								$^\circ\text{C/W}$
工作结温和存储温度 Operating junction and storage temperature rang	T_J, T_{STG}	-55 --- +150								$^\circ\text{C}$

备注 Note:

1) 引线长度 0.375" (9.5 mm), 安装在 PCB 板上, 从 PN 结到周围环境的热阻。

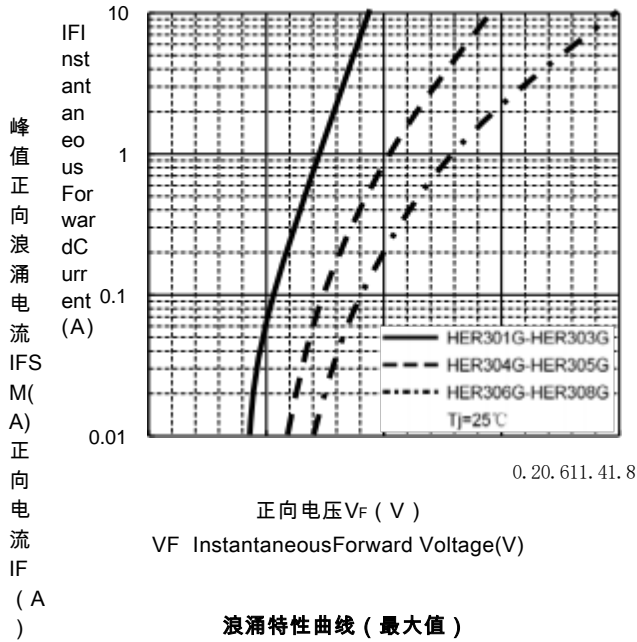
1) Thermal resistance from junction to ambient at 0.375" (9.5mm) lead length, PCB mounted.

HER301-HER308

特性曲线 Characteristic Curves

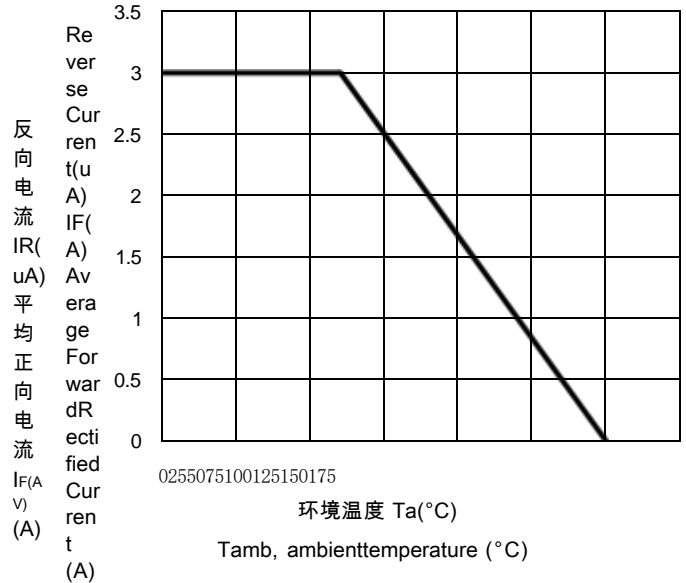
正向特性曲线 (典型值)

TYPICAL FORWARD CHARACTERISTIC



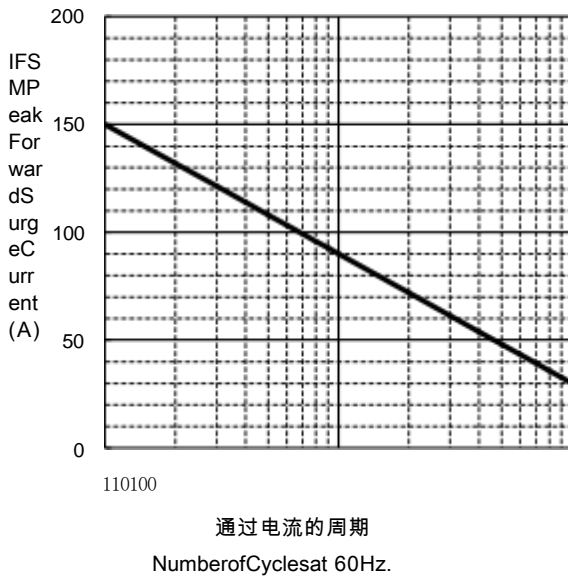
正向电流降额曲线

FORWARD CURRENT DERATING CURVE



浪涌特性曲线 (最大值)

MAXIMUM NON-REPETITIVE PEAK FORWARD SURGE CURRENT



反向特性曲线

Typical Reverse Characteristics

